

Estd Year -1967

Adarsh Education Society's

# ARTS, COMMERCE & SCIENCE COLLEGE, HINGOLI

Akola Road, Hingoli Dist. Hingoli - 431513 (Maharashtra)

(Affiliated to Swami Ramanand Teerth Marathwada University, Nanded)



एसे से ज्ञान। पवित्रिक विद्या।  
जेव विद्याले मन। पोरु कीजे।

Accredited By NAAC (B<sup>+</sup>)

**Shri. Kamalkishorji Kabra**  
President

**Shri. Ramchandraji Kayal**  
Secretary

**Dr. Vilas Aghav**  
Principal

Principal: Office : (Mob.) 9922228656, E-Mail : adarshcollege208@gmail.com, Websited : adarshcollege208.ac.in

Ref.No. AES/20

Date :- / /20

## DOCUMENTS

### CRITERION - VI

## GOVERNANCE, LEADERSHIP AND MANAGEMENT

### 6.5 INTERNAL QUALITY ASSURANCE SYSTEM (30)

#### 6.5.2 Quality Assurance Initiatives of the Institution include:

1. Regular meeting of Internal Quality Assurance Cell (IQAC); quality improvement initiatives identified and implemented
2. Academic and Administrative Audit (AAA) and follow-up action taken
3. Collaborative quality initiatives with other institution(s)
4. Participation in NIRF and other recognized rankings
5. Any other quality audit/accreditation recognized by state, national or international agencies such as NAAC, NBA etc.

# National Institutional Ranking Framework

Ministry of Education

Government of India

Welcome to Data Capturing System: COLLEGE

## Submitted Institute Data for NIRF'2023'

Institute Name: Adarsha Edu. Society's Arts Commerce & Science College, Hingoli [IR-C-C-7625]

### Sanctioned (Approved) Intake

Academic Year	2021-22	2020-21	2019-20	2018-19	2017-18	2016-17
UG [3 Years Program(s)]	2600	2620	2620	-	-	-
PG [2 Year Program(s)]	1000	964	-	-	-	-

### Total Actual Student Strength (Program(s) Offered by Your Institution)

(All programs of all years)	No. of Male Students	No. of Female Students	Total Students	Within State (Including male & female)	Outside State (Including male & female)	Outside Country (Including male & female)	Economically Backward (Including male & female)	Socially Challenged (SC+ST+OBC Including male & female)	No. of students receiving full tuition fee reimbursement from the State and Central Government	No. of students receiving full tuition fee reimbursement from Institution Funds	No. of students receiving full tuition fee reimbursement from the Private Bodies	No. of students who are not receiving full tuition fee reimbursement
UG [3 Years Program(s)]	1010	630	1640	1640	0	0	497	1143	1143	0	0	497
PG [2 Year Program(s)]	1192	842	2034	2034	0	0	603	1431	1431	0	0	603

### Placement & Higher Studies

#### UG [3 Years Program(s)]: Placement & higher studies for previous 3 years

Academic Year	No. of first year students intake in the year	No. of first year students admitted in the year	Academic Year	No. of students graduating in minimum stipulated time	No. of students placed	Median salary of placed graduates(Amount in Rs.)	No. of students selected for Higher Studies
2017-18	1040	642	2019-20	250	0	0(Zero)	134
2018-19	1044	703	2020-21	365	0	0(Zero)	162
2019-20	2620	579	2021-22	460	0	0(Zero)	129

#### PG [2 Years Program(s)]: Placement & higher studies for previous 3 years

Academic Year	No. of first year students intake in the year	No. of first year students admitted in the year	Academic Year	No. of students graduating in minimum stipulated time	No. of students placed	Median salary of placed graduates(Amount in Rs.)	No. of students selected for Higher Studies
2018-19	454	220	2019-20	90	0	0(Zero)	0
2019-20	860	220	2020-21	156	0	0(Zero)	0
2020-21	964	170	2021-22	129	0	0(Zero)	0

#### Financial Resources: Utilised Amount for the Capital expenditure for previous 3 years

Academic Year	2021-22	2020-21	2019-20
	Utilised Amount	Utilised Amount	Utilised Amount
<b>Annual Capital Expenditure on Academic Activities and Resources (excluding expenditure on buildings)</b>			
Library	125677 (one lakh twenty five thousand six hundred seventy seven)	680 (six hundred eighty)	133053 (one lakh thity threethousand fifty three)
New Equipment for Laboratories	250700 (two lakh fifty thousand seven hundred )	450400 (four lakh fifty thousand four hundred )	35955 (thirty five thousand nine hundred fifty five)
Other expenditure on creation of Capital Assets (excluding expenditure on Land and Building)	0 (zero)	0 (zero)	0 (zero)

**Financial Resources: Utilised Amount for the Operational expenditure for previous 3 years**

Academic Year	2021-22	2020-21	2019-20
	Utilised Amount	Utilised Amount	Utilised Amount
<b>Annual Operational Expenditure</b>			
Salaries (Teaching and Non Teaching staff)	91828855 (Nine crore eighteen lakh twenty eight thousand eight hundred fifty five)	78482124 (seven crore eighty four lakh eighty two thousand one hundred twenty four)	71780423 (seven crore seventeen lakh eighty thousand four hundred twenty three)
Maintenance of Academic Infrastructure or consumables and other running expenditures(excluding maintenance of hostels and allied services,rent of the building, depreciation cost, etc)	212695 (two lakh twelve thousand six hundred ninty five )	310077 (three lakh then thousand seventy seven)	67383 (sixty seven thousand three hundred eighty three)
Seminars/Conferences/Workshops	0 (zero)	0 (zero)	0 (zero)

**PCS Facilities: Facilities of physically challenged students**

1. Do your institution buildings have Lifts/Ramps?	Yes, more than 80% of the buildings
2. Do your institution have provision for walking aids, including wheelchairs and transportation from one building to another for handicapped students?	No
3. Do your institution buildings have specially designed toilets for handicapped students?	Yes, more than 60% of the buildings

**Faculty Details**

Srno	Name	Age	Designation	Gender	Qualification	Experience (In Months)	Currently working with institution?	Joining Date	Leaving Date	Association type
1	ACHOLE PRADEEP DNYANOBA	57	Associate Professor	Male	Ph.D	407	Yes	10-08-1988	--	Regular
2	DHARMKARE RAM MARIBA	58	Associate Professor	Male	Ph.D	395	Yes	07-08-1989	--	Regular
3	NARWADE SANJEEVKUMAR VITTHALRAO	52	Professor	Male	Ph.D	322	Yes	20-09-1995	--	Regular
4	AGHAV VILAS BAPURAO	53	Associate Professor	Male	Ph.D	334	Yes	08-09-1994	--	Regular
5	GANGASAGARE PANDURANG TUKARAM	49	Professor	Male	Ph.D	294	Yes	12-12-1997	--	Regular
6	JADHAV SHATRUGHNA GIRMAJI	56	Professor	Male	Ph.D	358	Yes	24-09-1992	--	Regular

7	KHANDARE GOVANDE VIDHYA NAMDEORAO	45	Professor	Female	Ph.D	207	Yes	01-04-2005	--	Regular
8	DODAL SUYOG SUDARSHAN	42	Assistant Professor	Male	Ph.D	207	Yes	01-04-2005	--	Regular
9	BHATT ANAND SHREENATH	50	Assistant Professor	Male	Ph.D	190	Yes	22-09-2006	--	Regular
10	CHAVHAN GAJANAN PRALHAD	46	Assistant Professor	Male	SET	203	Yes	02-08-2005	--	Regular
11	SALVE BALASAHEB SHANKRARRAO	52	Professor	Male	Ph.D	190	Yes	25-09-2006	--	Regular
12	HATKAR SACHIN PRALHAD	43	Assistant Professor	Male	Ph.D	207	Yes	01-04-2005	--	Regular
13	PIMPALPALLE RAJARAM RAMA	47	Assistant Professor	Male	Ph.D	190	Yes	27-09-2006	--	Regular
14	PAWAR VILAS SOMA	44	Assistant Professor	Male	Ph.D	190	Yes	27-09-2006	--	Regular
15	PAWDE AVINASH VENKATRAO	38	Assistant Professor	Male	Ph.D	153	Yes	15-10-2009	--	Regular
16	WAGH SHAILA SAHEBRAO	42	Assistant Professor	Female	Ph.D	153	Yes	15-10-2009	--	Regular
17	MADAVI ANNAJI DAYARAM	43	Assistant Professor	Male	Ph.D	153	Yes	15-10-2009	--	Regular
18	LAKSHETE BASWARAJ BABURAO	37	Assistant Professor	Male	Ph.D	153	Yes	16-10-2009	--	Regular
19	JOSHI PRASHANTKUMAR PANDITDEV	41	Associate Professor	Male	Ph.D	153	Yes	21-10-2009	--	Regular
20	CHAVAN SATYAJIT DASHRATHRAO	45	Assistant Professor	Male	Ph.D	141	Yes	22-10-2010	--	Regular
21	PATKI SACHIN LAXMIKANT	39	Assistant Professor	Male	Ph.D	141	Yes	27-10-2010	--	Regular
22	SHANKPALE JYOTI RAMESH	37	Assistant Professor	Female	SET	141	Yes	28-10-2010	--	Regular
23	HAPGUNDE TUKARAM RANGRAO	37	Assistant Professor	Male	Ph.D	140	Yes	03-11-2010	--	Regular
24	NAGARKAR SONALKUMAR SHAMSUNDAR	39	Assistant Professor	Male	Ph.D	133	Yes	28-06-2011	--	Regular
25	GATTANI ASHISH BHAGWANDAS	43	Assistant Professor	Male	Ph.D	58	Yes	01-09-2017	--	Regular
26	MASKE DAYARAM DAGDOBA	43	Assistant Professor	Male	Ph.D	58	Yes	04-09-2017	--	Regular
27	KENE RAVINDRA DEVIDAS	33	Assistant Professor	Male	NET	55	Yes	01-01-2018	--	Regular

28	PATHAN AMJADKHAN KARIM KHAN	38	Assistant Professor	Male	NET	133	Yes	27-07-2011	--	Regular
----	-----------------------------------	----	---------------------	------	-----	-----	-----	------------	----	---------

# National Institutional Ranking Framework

Ministry of Education

Government of India

Welcome to Data Capturing System: OVERALL

## Submitted Institute Data for NIRF'2023'

Institute Name: Adarsha Edu. Society's Arts Commerce & Science College, Hingoli [IR-O-C-7625]

### Sanctioned (Approved) Intake

Academic Year	2021-22	2020-21	2019-20	2018-19	2017-18	2016-17
UG [3 Years Program(s)]	2600	2620	2620	-	-	-
PG [2 Year Program(s)]	1000	964	-	-	-	-

### Total Actual Student Strength (Program(s) Offered by Your Institution)

(All programs of all years)	No. of Male Students	No. of Female Students	Total Students	Within State (Including male & female)	Outside State (Including male & female)	Outside Country (Including male & female)	Economically Backward (Including male & female)	Socially Challenged (SC+ST+OBC Including male & female)	No. of students receiving full tuition fee reimbursement from the State and Central Government	No. of students receiving full tuition fee reimbursement from Institution Funds	No. of students receiving full tuition fee reimbursement from the Private Bodies	No. of students who are not receiving full tuition fee reimbursement
UG [3 Years Program(s)]	1010	630	1640	1640	0	0	497	1143	1143	0	0	497
PG [2 Year Program(s)]	1192	842	2034	2034	0	0	603	1431	1431	0	0	603

### Placement & Higher Studies

#### UG [3 Years Program(s)]: Placement & higher studies for previous 3 years

Academic Year	No. of first year students intake in the year	No. of first year students admitted in the year	Academic Year	No. of students admitted through Lateral entry	Academic Year	No. of students graduating in minimum stipulated time	No. of students placed	Median salary of placed graduates(Amount in Rs.)	No. of students selected for Higher Studies
2017-18	1040	642	2018-19	0	2019-20	250	0	0(Zero)	134
2018-19	1044	703	2019-20	0	2020-21	365	0	0(Zero)	162
2019-20	2620	579	2020-21	0	2021-22	460	0	0(Zero)	129

#### PG [2 Years Program(s)]: Placement & higher studies for previous 3 years

Academic Year	No. of first year students intake in the year	No. of first year students admitted in the year	Academic Year	No. of students graduating in minimum stipulated time	No. of students placed	Median salary of placed graduates(Amount in Rs.)	No. of students selected for Higher Studies
2018-19	454	220	2019-20	90	0	0(Zero)	0
2019-20	860	220	2020-21	156	0	0(Zero)	0
2020-21	964	170	2021-22	129	0	0(Zero)	0

### Ph.D Student Details

**Ph.D (Student pursuing doctoral program till 2021-22 Students admitted in the academic year 2022-23 should not be entered here.)**

	Total Students
Full Time	15
Part Time	0

**No. of Ph.D students graduated (including Integrated Ph.D)**

	2021-22	2020-21	2019-20
Full Time	0	0	0
Part Time	0	0	0

**PG (Student pursuing MD/MS/DNB program till 2021-22 Students admitted in the academic year 2022 - 23 should not be entered here)**

Number of students pursuing PG (MD/MS/DNB) program			0
No. of students Graduating in PG (MD/MS/DNB) program			
2021-22	2020-21	2019-20	
0	0	0	

**Online Education**

1. Does all programs/courses were completed on time.	No		
2. Measures taken to complete the syllabus of courses and programs.	NA		
3. The period of delay in completion of syllabus (in months).	0		
4. The period of delay in conducting exams (in months).	0		
Portal Name	No. of students offered online courses which have credit transferred to transcript	Total no. of online courses which have credit transferred to the transcript	Total no. of credits transferred to transcript
Swayam	0	0	0
5. No. of courses developed and available online on Swayam platform by your institution faculty		0	

**Financial Resources: Utilised Amount for the Capital expenditure for previous 3 years**

Academic Year	2021-22	2020-21	2019-20
	Utilised Amount	Utilised Amount	Utilised Amount
Annual Capital Expenditure on Academic Activities and Resources (excluding expenditure on buildings)			
Library	125677 (one lakh twenty five thousand six hundred seventy seven)	680 (six hundred eighty)	133053 (one lakh thirtieth thousand five hundred three)
New Equipment for Laboratories	250700 (two lakh fifty thousand seven hundred)	450400 (0)	35955 (thirty five thousand nine hundred fifty five)
Engineering Workshops	0 (zero)	0 (zero)	0 (zero)
Other expenditure on creation of Capital Assets (excluding expenditure on Land and Building)	0 (zero)	0 (zero)	0 (zero)

**Financial Resources: Utilised Amount for the Operational expenditure for previous 3 years**

Academic Year	2021-22	2020-21	2019-20
---------------	---------	---------	---------

	Utilised Amount	Utilised Amount	Utilised Amount
<b>Annual Operational Expenditure</b>			
Salaries (Teaching and Non Teaching staff)	91828855 (Nine crore eighteen lakh twenty eight thousand eight hundred fifty five)	78482124 (seven crore eighty four lakh eighty two thousand one hundred twenty four)	71780423 (seven crore seventeen lakh eighty thousand four hundred twenty three)
Maintenance of Academic Infrastructure or consumables and other running expenditures(excluding maintenance of hostels and allied services,rent of the building, depreciation cost, etc)	212695 (two lakh twelve thousand six hundred ninety five )	310077 (three lakh then thousand seventy seven)	67383 (sixty seven thousand three hundred eighty three)
Seminars/Conferences/Workshops	0 (zero)	0 (zero)	0 (zero)

#### IPR

Calendar year	2021	2020	2019
No. of Patents Published	0	0	0
No. of Patents Granted	0	0	0

#### Sponsored Research Details

Financial Year	2021-22	2020-21	2019-20
Total no. of Sponsored Projects	0	4	0
Total no. of Funding Agencies	0	1	0
Total Amount Received (Amount in Rupees)	0	195000	0
Amount Received in Words	Zero	One lakh ninty five thousand	Zero

#### Consultancy Project Details

Financial Year	2021-22	2020-21	2019-20
Total no. of Consultancy Projects	0	0	0
Total no. of Client Organizations	0	0	0
Total Amount Received (Amount in Rupees)	0	0	0
Amount Received in Words	Zero	Zero	Zero

# National Institutional Ranking Framework

Ministry of Education

Government of India

Welcome to Data Capturing System: COLLEGE

## Submitted Institute Data for NIRF'2022'

Institute Name: Adarsha Edu. Society's Arts Commerce & Science College, Hingoli [IR-C-C-7625]

### Sanctioned (Approved) Intake

Academic Year	2020-21	2019-20	2018-19	2017-18	2016-17	2015-16
UG [3 Years Program(s)]	2620	2620	1044	-	-	-
PG [2 Year Program(s)]	964	860	-	-	-	-

### Total Actual Student Strength (Program(s) Offered by Your Institution)

(All programs of all years)	No. of Male Students	No. of Female Students	Total Students	Within State (Including male & female)	Outside State (Including male & female)	Outside Country (Including male & female)	Economically Backward (Including male & female)	Socially Challenged (SC+ST+OBC Including male & female)	No. of students receiving full tuition fee reimbursement from the State and Central Government	No. of students receiving full tuition fee reimbursement from Institution Funds	No. of students receiving full tuition fee reimbursement from the Private Bodies	No. of students who are not receiving full tuition fee reimbursement
UG [3 Years Program(s)]	1006	625	1631	1631	0	0	405	1030	1435	0	0	0
PG [2 Year Program(s)]	179	206	385	385	0	0	19	231	250	0	0	0

### Placement & Higher Studies

#### UG [3 Years Program(s)]: Placement & higher studies for previous 3 years

Academic Year	No. of first year students intake in the year	No. of first year students admitted in the year	Academic Year	No. of students graduating in minimum stipulated time	No. of students placed	Median salary of placed graduates(Amount in Rs.)	No. of students selected for Higher Studies
2016-17	1040	661	2018-19	265	0	0(Zero)	122
2017-18	1040	642	2019-20	250	0	0(Zero)	134
2018-19	1044	703	2020-21	365	0	0(Zero)	162

#### PG [2 Years Program(s)]: Placement & higher studies for previous 3 years

Academic Year	No. of first year students intake in the year	No. of first year students admitted in the year	Academic Year	No. of students graduating in minimum stipulated time	No. of students placed	Median salary of placed graduates(Amount in Rs.)	No. of students selected for Higher Studies
2017-18	462	205	2018-19	82	0	0(Zero)	0
2018-19	454	220	2019-20	90	0	0(Zero)	0
2019-20	860	220	2020-21	156	0	0(Zero)	0

#### Financial Resources: Utilised Amount for the Capital expenditure for previous 3 years

Academic Year	2020-21	2019-20	2018-19
	Utilised Amount	Utilised Amount	Utilised Amount
<b>Annual Capital Expenditure on Academic Activities and Resources (excluding expenditure on buildings)</b>			
Library	680 (Six hundred eighty)	133053 (one lakh thirty three thousand fifty three)	143038 (one lakh forty three thousand thirty eight)
New Equipment for Laboratories	450400 (four lakh fifty thousand four hundred)	35955 (thirty five thousand nine hundred fifty five)	50380 (fifty thousand three hundred eighty)
Other expenditure on creation of Capital Assets (excluding expenditure on Land and Building)	0 (zero)	0 (zero)	0 (zero)

**Financial Resources: Utilised Amount for the Operational expenditure for previous 3 years**

Academic Year	2020-21	2019-20	2018-19
	Utilised Amount	Utilised Amount	Utilised Amount
<b>Annual Operational Expenditure</b>			
Salaries (Teaching and Non Teaching staff)	78482124 (seven crore eighty four lakh eighty two thousand one hundred twenty four)	71780423 (seven crore seventeen lakh eighty thousand four hundred twenty three)	68616846 (six crore eighty six lakh sixteen thousand eight hundred forty six)
Maintenance of Academic Infrastructure or consumables and other running expenditures(excluding maintenance of hostels and allied services,rent of the building, depreciation cost, etc)	310077 (three lakh ten thousand seventy seven)	67383 (sixty seven thousand three hundred eighty three )	86803 (eighty six thousand eight hundred three)
Seminars/Conferences/Workshops	0 (zero)	0 (zero)	0 (zero)

**PCS Facilities: Facilities of physically challenged students**

1. Do your institution buildings have Lifts/Ramps?	Yes, more than 80% of the buildings
2. Do your institution have provision for walking aids, including wheelchairs and transportation from one building to another for handicapped students?	No
3. Do your institution buildings have specially designed toilets for handicapped students?	Yes, more than 60% of the buildings

**Faculty Details**

Srno	Name	Age	Designation	Gender	Qualification	Experience (In Months)	Currently working with institution?	Joining Date	Leaving Date	Association type
1	LATHI ASHOK RAMKISAN	59	Associate Professor	Male	Ph.D	431	Yes	01-08-1985	--	Regular
2	ACHOLE PRADEEP DNYANOBA	56	Associate Professor	Male	Ph.D	395	Yes	10-08-1988	--	Regular
3	DHARMKARE RAM MARIBA	57	Associate Professor	Male	Ph.D	383	Yes	07-08-1989	--	Regular
4	NARWADE SANJEEVKUMAR VITTHALRAO	51	Professor	Male	Ph.D	310	Yes	20-09-1995	--	Regular
5	AGHAV VILAS BAPURAO	52	Associate Professor	Male	Ph.D	322	Yes	08-09-1994	--	Regular
6	GANGASAGARE PANDURANG TUKARAM	48	Associate Professor	Male	Ph.D	282	Yes	12-12-1997	--	Regular

7	JADHAV SHATRUGHNA GIRMAJI	55	Professor	Male	Ph.D	346	Yes	24-09-1992	--	Regular
8	KHANDARE GOVANDE VIDHYA NAMDEORAO	44	Associate Professor	Female	Ph.D	195	Yes	01-04-2005	--	Regular
9	DODAL SUYOG SUDARSHAN	41	Assistant Professor	Male	NET	195	Yes	01-04-2005	--	Regular
10	KADAM ASHOK DEVIDASRAO	58	Associate Professor	Male	Ph.D	195	Yes	12-04-2005	--	Regular
11	SOLANKE NAMDEORAO SAKHARAM	59	Associate Professor	Male	Ph.D	178	Yes	21-09-2006	--	Regular
12	BHATT ANAND SHREENATH	49	Assistant Professor	Male	Ph.D	178	Yes	22-09-2006	--	Regular
13	CHAVHAN GAJANAN PRALHAD	45	Assistant Professor	Male	SET	191	Yes	02-08-2005	--	Regular
14	SALVE BALASAHEB SHANKRARRAO	51	Associate Professor	Male	Ph.D	178	Yes	25-09-2006	--	Regular
15	HATKAR SACHIN PRALHAD	42	Assistant Professor	Male	Ph.D	195	Yes	01-04-2005	--	Regular
16	PIMPALPALLE RAJARAM RAMA	46	Assistant Professor	Male	Ph.D	178	Yes	27-09-2006	--	Regular
17	PAWAR VILAS SOMA	43	Assistant Professor	Male	Ph.D	178	Yes	27-09-2006	--	Regular
18	PAWDE AVINASH VENKATRAO	37	Assistant Professor	Male	Ph.D	141	Yes	15-10-2009	--	Regular
19	WAGH SHAILA SAHEBRAO	41	Assistant Professor	Female	SET	141	Yes	15-10-2009	--	Regular
20	MADAVI ANNAJI DAYARAM	42	Assistant Professor	Male	Ph.D	141	Yes	15-10-2009	--	Regular
21	LAKSHETE BASWARAJ BABURAO	36	Assistant Professor	Male	Ph.D	141	Yes	16-10-2009	--	Regular
22	JOSHI PRASHANTKUMAR PANDITDEV	40	Assistant Professor	Male	Ph.D	141	Yes	21-10-2009	--	Regular
23	CHAVAN SATYAJIT DASHRATHRAO	44	Assistant Professor	Male	Ph.D	129	Yes	22-10-2010	--	Regular
24	PATKI SACHIN LAXMIKANT	38	Assistant Professor	Male	Ph.D	129	Yes	27-10-2010	--	Regular
25	SHANKPALE JYOTI RAMESH	36	Assistant Professor	Female	SET	129	Yes	28-10-2010	--	Regular
26	HAPGUNDE TUKARAM RANGRAO	36	Assistant Professor	Male	Ph.D	128	Yes	03-11-2010	--	Regular
27	NAGARKAR SONALKUMAR SHAMSUNDAR	38	Assistant Professor	Male	Ph.D	121	Yes	28-06-2011	--	Regular

28	GATTANI ASHISH BHAGWANDAS	42	Assistant Professor	Male	Ph.D	46	Yes	01-09-2017	--	Regular
29	MASKE DAYARAM DAGDOBA	42	Assistant Professor	Male	Ph.D	46	Yes	04-09-2017	--	Regular
30	KENE RAVINDRA DEVIDAS	32	Assistant Professor	Male	NET	43	Yes	01-01-2018	--	Regular
31	PATHAN AMJADKHAN KARIM KHAN	37	Assistant Professor	Male	NET	121	Yes	27-07-2011	--	Regular

# National Institutional Ranking Framework

Ministry of Education

Government of India

Welcome to Data Capturing System: OVERALL

## Submitted Institute Data for NIRF'2022'

Institute Name: Adarsha Edu. Society's Arts Commerce & Science College, Hingoli [IR-O-C-7625]

### Sanctioned (Approved) Intake

Academic Year	2020-21	2019-20	2018-19	2017-18	2016-17	2015-16
UG [3 Years Program(s)]	2620	2620	1044	-	-	-
PG [2 Year Program(s)]	964	860	-	-	-	-

### Total Actual Student Strength (Program(s) Offered by Your Institution)

(All programs of all years)	No. of Male Students	No. of Female Students	Total Students	Within State (Including male & female)	Outside State (Including male & female)	Outside Country (Including male & female)	Economically Backward (Including male & female)	Socially Challenged (SC+ST+OBC Including male & female)	No. of students receiving full tuition fee reimbursement from the State and Central Government	No. of students receiving full tuition fee reimbursement from Institution Funds	No. of students receiving full tuition fee reimbursement from the Private Bodies	No. of students who are not receiving full tuition fee reimbursement
UG [3 Years Program(s)]	1006	625	1631	1631	0	0	405	1030	1435	0	0	0
PG [2 Year Program(s)]	179	206	385	385	0	0	19	231	250	0	0	0

### Placement & Higher Studies

#### UG [3 Years Program(s)]: Placement & higher studies for previous 3 years

Academic Year	No. of first year students intake in the year	No. of first year students admitted in the year	Academic Year	No. of students admitted through Lateral entry	Academic Year	No. of students graduating in minimum stipulated time	No. of students placed	Median salary of placed graduates(Amount in Rs.)	No. of students selected for Higher Studies
2016-17	1040	661	2017-18	0	2018-19	265	0	0(Zero)	122
2017-18	1040	642	2018-19	0	2019-20	250	0	0(Zero)	134
2018-19	1044	703	2019-20	0	2020-21	362	0	0(Zero)	162

#### PG [2 Years Program(s)]: Placement & higher studies for previous 3 years

Academic Year	No. of first year students intake in the year	No. of first year students admitted in the year	Academic Year	No. of students graduating in minimum stipulated time	No. of students placed	Median salary of placed graduates(Amount in Rs.)	No. of students selected for Higher Studies
2017-18	462	205	2018-19	82	0	0(Zero)	0
2018-19	454	220	2019-20	90	0	0(Zero)	0
2019-20	860	220	2020-21	156	0	0(Zero)	0

### Ph.D Student Details

**Ph.D (Student pursuing doctoral program till 2020-21 Students admitted in the academic year 2020-21 should not be entered here.)**

**Total Students**

Full Time	0
Part Time	9

**No. of Ph.D students graduated (including Integrated Ph.D)**

	2020-21	2019-20	2018-19
Full Time	0	0	6
Part Time	0	0	0

**PG (Student pursuing MD/MS/DNB program till 2020-21 Students admitted in the academic year 2021 - 22 should not be entered here)**

**Number of students pursuing PG (MD/MS/DNB) program**

**0**

**No. of students Graduating in PG (MD/MS/DNB) program**

2020-21	2019-20	2018-19
0	0	0

**Online Education**

1. Does all programs/courses were completed on time.	No		
2. Measures taken to complete the syllabus of courses and programs.	0		
3. The period of delay in completion of syllabus (in months).	0		
4. The period of delay in conducting exams (in months).	0		
<b>Portal Name</b>	<b>No. of students offered online courses which have credit transferred to transcript</b>	<b>Total no. of online courses which have credit transferred to the transcript</b>	<b>Total no. of credits transferred to transcript</b>
Swayam	0	0	0
5. No. of courses developed and available online on Swayam platform by your institution faculty	0		

**Financial Resources: Utilised Amount for the Capital expenditure for previous 3 years**

Academic Year	2020-21	2019-20	2018-19
	Utilised Amount	Utilised Amount	Utilised Amount
<b>Annual Capital Expenditure on Academic Activities and Resources (excluding expenditure on buildings)</b>			
Library	680 (six hundred eighty)	133053 (one lakh thirty three thousand fifty three)	143038 (one lakh forty three thousand thirty eight)
New Equipment for Laboratories	450400 (four lakh fifty thousand four hundred)	35955 (thirty five thousand nine hundred fifty five)	50380 (fifty thousand three hundred eighty)
Engineering Workshops	0 (zero)	0 (zero)	0 (zero)
Other expenditure on creation of Capital Assets (excluding expenditure on Land and Building)	0 (zero)	0 (zero)	0 (zero)

**Financial Resources: Utilised Amount for the Operational expenditure for previous 3 years**

Academic Year	2020-21	2019-20	2018-19
---------------	---------	---------	---------

	Utilised Amount	Utilised Amount	Utilised Amount
<b>Annual Operational Expenditure</b>			
Salaries (Teaching and Non Teaching staff)	78482124 (seven crore eighty four lakh eighty two thousand one hundred twenty four)	71780423 (seven crore seventeen lakh eighty thousand four hundred twenty three)	68616846 (six crore eighty six lakh sixteen thousand eight hundred forty six)
Maintenance of Academic Infrastructure or consumables and other running expenditures(excluding maintenance of hostels and allied services,rent of the building, depreciation cost, etc)	310077 (three lakh ten thousand seventy seven)	67383 (sixty seven thousand three hundred eighty three)	86803 (eighty six thousand eight hundred three)
Seminars/Conferences/Workshops	0 (zero)	0 (zero)	0 (zero)

#### IPR

Calendar year	2020	2019	2018
No. of Patents Published	0	0	0
No. of Patents Granted	0	0	0

#### Sponsored Research Details

Financial Year	2020-21	2019-20	2018-19
Total no. of Sponsored Projects	4	0	0
Total no. of Funding Agencies	1	0	0
Total Amount Received (Amount in Rupees)	195000	0	0
Amount Received in Words	One lakh ninety five thousand	Zero	Zero

#### Consultancy Project Details

Financial Year	2020-21	2019-20	2018-19
Total no. of Consultancy Projects	0	0	0
Total no. of Client Organizations	0	0	0
Total Amount Received (Amount in Rupees)	0	0	0
Amount Received in Words	Zero	Zero	Zero

#### Executive Development Program/Management Development Programs

Financial Year	2020-21	2019-20	2018-19
Total no. of Executive Development Programs/ Management Development Programs	0	0	0
Total no. of Participants	0	0	0
Total Annual Earnings (Amount in Rupees)(Excluding Lodging & Boarding Charges)	0	0	0
Total Annual Earnings in Words	Zero	Zero	Zero

#### PCS Facilities: Facilities of physically challenged students

1. Do your institution buildings have Lifts/Ramps?	Yes, more than 80% of the buildings
--	-------------------------------------

2. Do your institution have provision for walking aids, including wheelchairs and transportation from one building to another for handicapped students?	No
3. Do your institution buildings have specially designed toilets for handicapped students?	Yes, more than 60% of the buildings

### Accreditation

#### NBA Accreditation

1.Does your institute have a valid NBA Accreditation?	NO
---	----

#### NAAC Accreditation

1. Does your institute have a valid NAAC Accreditation?	YES	
<b>Valid from</b>	<b>Valid upto</b>	<b>CGPA</b>
16-09-2003	15-09-2008	82.85
05-11-2016	04-11-2021	2.54

#### Faculty Details

Srno	Name	Age	Designation	Gender	Qualification	Experience (In Months)	Currently working with institution?	Joining Date	Leaving Date	Association type
1	ACHOLE PRADEEP DNYANOBA	56	Associate Professor	Male	Ph.D	395	Yes	10-08-1988	--	Regular
2	AGHAV VILAS BAPURAO	52	Associate Professor	Male	Ph.D	322	Yes	08-09-1994	--	Regular
3	BHATT ANAND SHREENATH	49	Assistant Professor	Male	Ph.D	178	Yes	22-09-2006	--	Regular
4	CHAVAN SATYAJIT DASHRATHRAO	44	Assistant Professor	Male	Ph.D	129	Yes	22-10-2010	--	Regular
5	CHAVHAN GAJANAN PRALHAD	45	Assistant Professor	Male	SET	191	Yes	02-08-2005	--	Regular
6	DHARMKARE RAM MARIBA	57	Associate Professor	Male	Ph.D	383	Yes	07-08-1989	--	Regular
7	DODAL SUYOG SUDARSHAN	41	Assistant Professor	Male	NET	195	Yes	01-04-2005	--	Regular
8	GANGASAGARE PANDURANG TUKARAM	48	Professor	Male	Ph.D	282	Yes	12-12-1997	--	Regular
9	GATTANI ASHISH BHAGWANDAS	42	Assistant Professor	Male	Ph.D	46	Yes	01-09-2017	--	Regular
10	HAPGUNDE TUKARAM RANGRAO	36	Assistant Professor	Male	Ph.D	128	Yes	03-11-2010	--	Regular
11	HATKAR SACHIN PRALHAD	42	Assistant Professor	Male	Ph.D	195	Yes	01-04-2005	--	Regular
12	JADHAV SHATRUGHNA GIRMAJI	55	Professor	Male	Ph.D	346	Yes	24-09-1992	--	Regular

13	JOSHI PRASHANTKUMAR PANDITDEV	40	Assistant Professor	Male	Ph.D	141	Yes	21-10-2009	--	Regular
14	KADAM ASHOK DEVIDASRAO	58	Associate Professor	Male	Ph.D	195	Yes	12-04-2005	--	Regular
15	KENE RAVINDRA DEVIDAS	32	Assistant Professor	Male	NET	43	Yes	01-01-2018	--	Regular
16	KHANDARE GOVANDE VIDHYA NAMDEORAO	44	Associate Professor	Female	Ph.D	195	Yes	01-04-2005	--	Regular
17	LAKSHETE BASWARAJ BABURAO	36	Assistant Professor	Male	Ph.D	141	Yes	16-10-2009	--	Regular
18	LATHI ASHOK RAMKISAN	59	Associate Professor	Male	Ph.D	431	Yes	01-08-1985	--	Regular
19	MADAVI ANNAJI DAYARAM	42	Assistant Professor	Male	Ph.D	141	Yes	15-10-2009	--	Regular
20	MASKE DAYARAM DAGDOBA	42	Assistant Professor	Male	Ph.D	46	Yes	04-09-2017	--	Regular
21	NAGARKAR SONALKUMAR SHAMSUNDAR	38	Assistant Professor	Male	Ph.D	121	Yes	28-06-2011	--	Regular
22	NARWADE SANJEEVKUMAR VITTHALRAO	51	Professor	Male	Ph.D	310	Yes	20-09-1995	--	Regular
23	PATHAN AMJADKHAN KARIM KHAN	37	Assistant Professor	Male	NET	121	Yes	27-07-2011	--	Regular
24	PATKI SACHIN LAXMIKANT	38	Assistant Professor	Male	Ph.D	129	Yes	27-10-2010	--	Regular
25	PAWAR VILAS SOMA	43	Assistant Professor	Male	Ph.D	178	Yes	27-09-2006	--	Regular
26	PAWDE AVINASH VENKATRAO	37	Assistant Professor	Male	Ph.D	141	Yes	15-10-2009	--	Regular
27	PIMPALPALLE RAJARAM RAMA	46	Assistant Professor	Male	Ph.D	178	Yes	27-09-2006	--	Regular
28	SALVE BALASAHEB SHANKRARRAO	51	Associate Professor	Male	Ph.D	178	Yes	25-09-2006	--	Regular
29	SHANKPALE JYOTI RAMESH	36	Assistant Professor	Female	SET	129	Yes	28-10-2010	--	Regular
30	SOLANKE NAMDEORAO SAKHARAM	59	Associate Professor	Male	Ph.D	178	Yes	21-09-2006	--	Regular
31	WAGH SHAILA SAHEBRAO	41	Assistant Professor	Female	SET	141	Yes	15-10-2009	--	Regular

# National Institutional Ranking Framework

Ministry of Education

Government of India

Welcome to Data Capturing System: COLLEGE

## Submitted Institute Data for NIRF'2021'

Institute Name: Adarsha Edu. Society's Arts Commerce & Science College, Hingoli [IR-C-C-7625]

### Sanctioned (Approved) Intake

Academic Year	2019-20	2018-19	2017-18	2016-17	2015-16	2014-15
UG [3 Years Program(s)]	2620	1044	968	-	-	-
PG [2 Year Program(s)]	860	454	-	-	-	-

### Total Actual Student Strength (Program(s) Offered by Your Institution)

(All programs of all years)	No. of Male Students	No. of Female Students	Total Students	Within State (Including male & female)	Outside State (Including male & female)	Outside Country (Including male & female)	Economically Backward (Including male & female)	Socially Challenged (SC+ST+OBC Including male & female)	No. of students receiving full tuition fee reimbursement from the State and Central Government	No. of students receiving full tuition fee reimbursement from Institution Funds	No. of students receiving full tuition fee reimbursement from the Private Bodies	No. of students who are not receiving full tuition fee reimbursement
UG [3 Years Program(s)]	842	732	1574	1574	0	0	358	1058	1215	0	0	201
PG [2 Year Program(s)]	161	171	332	332	0	0	18	273	291	0	0	0

### Placement & Higher Studies

#### UG [3 Years Program(s)]: Placement & higher studies for previous 3 years

Academic Year	No. of first year students intake in the year	No. of first year students admitted in the year	Academic Year	No. of students graduating in minimum stipulated time	No. of students placed	Median salary of placed graduates(Amount in Rs.)	No. of students selected for Higher Studies
2015-16	964	826	2017-18	338	0	0(Zero)	0
2016-17	968	851	2018-19	387	0	0(Zero)	162
2017-18	968	851	2019-20	251	0	0(Zero)	104

#### PG [2 Years Program(s)]: Placement & higher studies for previous 3 years

Academic Year	No. of first year students intake in the year	No. of first year students admitted in the year	Academic Year	No. of students graduating in minimum stipulated time	No. of students placed	Median salary of placed graduates(Amount in Rs.)	No. of students selected for Higher Studies
2016-17	462	169	2017-18	116	0	0(Zero)	0
2017-18	462	205	2018-19	128	0	0(Zero)	0
2018-19	454	220	2019-20	93	0	0(Zero)	0

#### Financial Resources: Utilised Amount for the Capital expenditure for previous 3 years

Academic Year	2019-20	2018-19	2017-18
	Utilised Amount	Utilised Amount	Utilised Amount
<b>Annual Capital Expenditure on Academic Activities and Resources (excluding expenditure on buildings)</b>			
Library	133053 (ONE LAKH THIRTYTHREE THOUSANDS FIFTY THREE)	143038 (ONE LAKH FOURTYTHREE THOUSANDS THIRTYEIGHT)	0 (ZERO)
New Equipment for Laboratories	35955 (THIRTYFIVE THOUSANDS NINE HUNDREDS FIFTY FIVE)	50380 (FIFTY THOUSANDS THREE HUNDREDS EIGHTY)	6423 (SIX THOSANDS FOUR HUNDREDS TWENTY THREE)
Other expenditure on creation of Capital Assets (excluding expenditure on Land and Building)	0 (ZERO)	0 (ZERO)	0 (ZERO)

**Financial Resources: Utilised Amount for the Operational expenditure for previous 3 years**

Academic Year	2019-20	2018-19	2017-18
	Utilised Amount	Utilised Amount	Utilised Amount
<b>Annual Operational Expenditure</b>			
Salaries (Teaching and Non Teaching staff)	71780423 (SEVEN CRORE SEVENTEEN LAKH EIGHTY THOUSANDS FOUR HUNDREDS TWENTY THREE)	68616846 (SIX CRORE EIGHTY SIX LAKH SIXTEEN THOUSANDS EIGHT HUNDREDS FOURTY SIX)	64144731 (SIX CRORE FOURTYONE LAKH FOURTYFOUR THOUSANDS SEVEN HUNDRED THIRTY ONE)
Maintenance of Academic Infrastructure or consumables and other running expenditures(excluding maintenance of hostels and allied services,rent of the building, depreciation cost, etc)	67383 (SIXTYSEVEN THOUSANDS THREE HUNDREDS EIGHTY THREE)	86803 (EIGHTY SIX THOUSANDS EIGHT HUNDREDS THREE)	54222 (FIFTY FOUR THOUSANDS TWO HUNDRED TWENTY TWO)
Seminars/Conferences/Workshops	0 (ZERO)	0 (ZERO)	0 (ZERO)

**PCS Facilities: Facilities of physically challenged students**

1. Do your institution buildings have Lifts/Ramps?	Yes, more than 80% of the buildings
2. Do your institution have provision for walking aids, includingwheelchairs and transportation from one building to another for handicapped students?	No
3. Do your institution buildings have specially designed toilets for handicapped students?	Yes, more than 60% of the buildings

**Faculty Details**

Srno	Name	Age	Designation	Gender	Qualification	Experience (In Months)	Is Associated Last Year	Currently working with institution?	Joining Date	Leaving Date	Association type
1	WAGHMARE BABURAO DATTARAO	61	Dean / Principal / Director / Vice Chancellor	Male	Ph.D	395	Yes	Yes	05-08-1987	--	Regular
2	KULKARNI SATISH AMBADAS	60	Associate Professor	Male	Ph.D	371	Yes	No	16-02-1987	31-03-2020	Regular
3	LATHI ASHOK RAMKISAN	58	Associate Professor	Male	Ph.D	419	Yes	Yes	01-08-1985	--	Regular
4	ACHOLE PRADEEP DNYANOBA	55	Associate Professor	Male	Ph.D	383	Yes	Yes	10-08-1988	--	Regular
5	DHARMKARE RAM MARIBA	56	Associate Professor	Male	Ph.D	371	Yes	Yes	07-08-1989	--	Regular

6	NARWADE SANJEEVKUMAR VITTHALRAO	50	Associate Professor	Male	Ph.D	298	Yes	Yes	20-09-1995	--	Regular
7	AGHAV VILAS BAPURAO	51	Associate Professor	Male	Ph.D	310	Yes	Yes	08-09-1994	--	Regular
8	GANGASAGARE PANDURANG TUKARAM	47	Associate Professor	Male	Ph.D	270	Yes	Yes	12-12-1997	--	Regular
9	JADHAV SHATRUGHNA GIRMAJI	54	Associate Professor	Male	Ph.D	334	Yes	Yes	24-09-1992	--	Regular
10	KHANDARE GOVANDE VIDHYA NAMDEORAO	43	Associate Professor	Female	Ph.D	183	Yes	Yes	01-04-2005	--	Regular
11	DODAL SUYOG SUDARSHAN	40	Assistant Professor	Male	NET	183	Yes	Yes	01-04-2005	--	Regular
12	KADAM ASHOK DEVIDASRAO	57	Associate Professor	Male	Ph.D	183	Yes	Yes	12-04-2005	--	Regular
13	SOLANKE NAMDEORAO SAKHARAM	58	Associate Professor	Male	Ph.D	166	Yes	Yes	21-09-2006	--	Regular
14	BHATT ANAND SHREENATH	48	Assistant Professor	Male	Ph.D	166	Yes	Yes	22-09-2006	--	Regular
15	CHAVHAN GAJANAN PRALHAD	44	Assistant Professor	Male	SET	179	Yes	Yes	02-08-2005	--	Regular
16	SALVE BALASAHEB SHANKRARRAO	50	Associate Professor	Male	Ph.D	166	Yes	Yes	25-09-2006	--	Regular
17	HATKAR SACHIN PRALHAD	41	Assistant Professor	Male	Ph.D	183	Yes	Yes	01-04-2005	--	Regular
18	PIMPALPALLE RAJARAM RAMA	45	Assistant Professor	Male	Ph.D	166	Yes	Yes	27-09-2006	--	Regular
19	PAWAR VILAS SOMA	42	Assistant Professor	Male	M. Phil	166	Yes	Yes	27-09-2006	--	Regular
20	PAWDE AVINASH VENKATRAO	36	Assistant Professor	Male	Ph.D	129	Yes	Yes	15-10-2009	--	Regular
21	WAGH SHAILA SAHEBRAO	40	Assistant Professor	Female	SET	129	Yes	Yes	15-10-2009	--	Regular
22	MADAVI ANNAJI DAYARAM	41	Assistant Professor	Male	Ph.D	129	Yes	Yes	15-10-2009	--	Regular
23	LAKSHETE BASWARAJ BABURAO	35	Assistant Professor	Male	Ph.D	129	Yes	Yes	16-10-2009	--	Regular
24	JOSHI PRASHANTKUMA R PANDITDEV	39	Assistant Professor	Male	Ph.D	129	Yes	Yes	21-10-2009	--	Regular
25	CHAVAN SATYAJIT DASHRATHRAO	43	Assistant Professor	Male	Ph.D	117	Yes	Yes	22-10-2010	--	Regular

26	PATKI SACHIN LAXMIKANT	37	Assistant Professor	Male	Ph.D	117	Yes	Yes	27-10-2010	--	Regular
27	SHANKPALE JYOTI RAMESH	35	Assistant Professor	Female	SET	117	Yes	Yes	28-10-2010	--	Regular
28	HAPGUNDE TUKARAM RANGRAO	35	Assistant Professor	Male	Ph.D	116	Yes	Yes	03-11-2010	--	Regular
29	NAGARKAR SONALKUMAR SHAMSUNDAR	37	Assistant Professor	Male	Ph.D	109	Yes	Yes	28-06-2011	--	Regular
30	GATTANI ASHISH BHAGWANDAS	41	Assistant Professor	Male	Ph.D	34	Yes	Yes	01-09-2017	--	Regular
31	MASKE DAYARAM DAGDOBA	41	Assistant Professor	Male	Ph.D	34	Yes	Yes	04-09-2017	--	Regular
32	KENE RAVINDRA DEVIDAS	31	Assistant Professor	Male	NET	31	Yes	Yes	01-01-2018	--	Regular
33	PATHAN AMJADKhan KARIM KHAN	36	Assistant Professor	Male	M.Sc.	109	Yes	Yes	27-07-2011	--	Regular

# National Institutional Ranking Framework

Ministry of Education

Government of India

Welcome to Data Capturing System: OVERALL

## Submitted Institute Data for NIRF'2021'

Institute Name: Adarsha Edu. Society's Arts Commerce & Science College, Hingoli [IR-O-C-7625]

### Sanctioned (Approved) Intake

Academic Year	2019-20	2018-19	2017-18	2016-17	2015-16	2014-15
UG [3 Years Program(s)]	2620	1044	968	-	-	-
PG [2 Year Program(s)]	860	454	-	-	-	-

### Total Actual Student Strength (Program(s) Offered by Your Institution)

(All programs of all years)	No. of Male Students	No. of Female Students	Total Students	Within State (Including male & female)	Outside State (Including male & female)	Outside Country (Including male & female)	Economically Backward (Including male & female)	Socially Challenged (SC+ST+OBC Including male & female)	No. of students receiving full tuition fee reimbursement from the State and Central Government	No. of students receiving full tuition fee reimbursement from Institution Funds	No. of students receiving full tuition fee reimbursement from the Private Bodies	No. of students who are not receiving full tuition fee reimbursement
UG [3 Years Program(s)]	842	732	1574	1574	0	0	358	1058	1215	0	0	201
PG [2 Year Program(s)]	161	171	332	332	0	0	18	273	291	0	0	0

### Placement & Higher Studies

#### UG [3 Years Program(s)]: Placement & higher studies for previous 3 years

Academic Year	No. of first year students intake in the year	No. of first year students admitted in the year	Academic Year	No. of students admitted through Lateral entry	Academic Year	No. of students graduating in minimum stipulated time	No. of students placed	Median salary of placed graduates(Amount in Rs.)	No. of students selected for Higher Studies
2015-16	964	826	2016-17	0	2017-18	338	0	0(Zero)	0
2016-17	826	851	2017-18	0	2018-19	387	0	0(Zero)	162
2017-18	968	851	2018-19	0	2019-20	251	0	0(Zero)	104

#### PG [2 Years Program(s)]: Placement & higher studies for previous 3 years

Academic Year	No. of first year students intake in the year	No. of first year students admitted in the year	Academic Year	No. of students graduating in minimum stipulated time	No. of students placed	Median salary of placed graduates(Amount in Rs.)	No. of students selected for Higher Studies
2016-17	462	169	2017-18	116	0	0(Zero)	0
2017-18	462	205	2018-19	128	0	0(Zero)	0
2018-19	454	220	2019-20	93	0	0(Zero)	0

### Ph.D Student Details

**Ph.D (Student pursuing doctoral program till 2019-20 Students admitted in the academic year 2020-21 should not be entered here.)**

	Total Students		
Full Time	13		
Part Time	0		
No. of Ph.D students graduated (including Integrated Ph.D)			
	2019-20	2018-19	2017-18
Full Time	1	6	1
Part Time	0	0	0

**Financial Resources: Utilised Amount for the Capital expenditure for previous 3 years**

Academic Year	2019-20	2018-19	2017-18
	Utilised Amount	Utilised Amount	Utilised Amount
Annual Capital Expenditure on Academic Activities and Resources (excluding expenditure on buildings)			
Library	133053 (ONE LAKH THIRTYTHREE THOUSAND FIFTY THREE)	143038 (ONE LAKH FORTYTHREE THOUSAND THIRTYEIGHT)	0 (ZERO)
New Equipment for Laboratories	35955 (THIRTYFIVE THOUSAND NINEHUNDRED FIFTYFIVE)	50380 (FIFTY THOUSAND THREE HUNDRED EIGHTY)	6423 (SIX THOUSAND FOUR HUNDRED TWENTYTHREE)
Engineering Workshops	0 (ZERO)	0 (ZERO)	0 (ZERO)
Other expenditure on creation of Capital Assets (excluding expenditure on Land and Building)	0 (ZERO)	0 (ZERO)	0 (ZERO)

**Financial Resources: Utilised Amount for the Operational expenditure for previous 3 years**

Academic Year	2019-20	2018-19	2017-18
	Utilised Amount	Utilised Amount	Utilised Amount
Annual Operational Expenditure			
Salaries (Teaching and Non Teaching staff)	71780423 (SEVEN CRORE SEVENTEEN LAKH EIGHTY THOUSANDS FOUR HUNDREDS TWENTY THREE)	68616846 (SIX CRORE EIGHTY SIX LAKH SIXTEEN THOUSANDS EIGHT HUNDREDS FOURTY SIX)	64144731 (SIX CRORE FORTYONE LAKH FORTYFOUR THOUSANDS SEVEN HUNDRED THIRTY ONE)
Maintenance of Academic Infrastructure or consumables and other running expenditures(excluding maintenance of hostels and allied services,rent of the building, depreciation cost, etc)	67383 (SIXTYSEVEN THOUSANDS THREE HUNDREDS EIGHTY THREE)	86803 (EIGHTY SIX THOUSANDS EIGHT HUNDREDS THREE)	54222 (FIFTY FOUR THOUSANDS TWO HUNDRED TWENTY TWO)
Seminars/Conferences/Workshops	0 (ZERO)	0 (ZERO)	0 (ZERO)

**IPR**

Calendar year	2019	2018	2017
No. of Patents Published	0	0	0
No. of Patents Granted	0	0	0

**Sponsored Research Details**

Financial Year	2019-20	2018-19	2017-18
----------------	---------	---------	---------

Total no. of Sponsored Projects	0	0	0
Total no. of Funding Agencies	0	0	0
Total Amount Received (Amount in Rupees)	0	0	0
Amount Received in Words	Zero	Zero	Zero

**Consultancy Project Details**

Financial Year	2019-20	2018-19	2017-18
Total no. of Consultancy Projects	0	0	0
Total no. of Client Organizations	0	0	0
Total Amount Received (Amount in Rupees)	0	0	0
Amount Received in Words	Zero	Zero	Zero

# National Institutional Ranking Framework

Ministry of Human Resource Development

Government of India

Welcome to Data Capturing System: COLLEGE

## Submitted Institute Data for NIRF'2020'

Institute Name: Adarsha Edu. Society's Arts Commerce & Science College, Hingoli [IR-C-C-7625]

### Sanctioned (Approved) Intake

Academic Year	2018-19	2017-18	2016-17	2015-16	2014-15	2013-14
UG [3 Years Program(s)]	1044	968	968	-	-	-
PG [2 Year Program(s)]	454	462	-	-	-	-

### Total Actual Student Strength (Program(s) Offered by Your Institution)

(All programs of all years)	No. of Male Students	No. of Female Students	Total Students	Within State (Including male & female)	Outside State (Including male & female)	Outside Country (Including male & female)	Economically Backward (Including male & female)	Socially Challenged (SC+ST+OBC Including male & female)	No. of students receiving full tuition fee reimbursement from the State and Central Government	No. of students receiving full tuition fee reimbursement from Institution Funds	No. of students receiving full tuition fee reimbursement from the Private Bodies	No. of students who are not receiving full tuition fee reimbursement
UG [3 Years Program(s)]	821	728	1549	1549	0	0	315	970	0	0	0	1285
PG [2 Year Program(s)]	194	154	348	348	0	0	0	261	0	0	0	261

### Placement & Higher Studies

#### UG [3 Years Program(s)]: Placement & higher studies for previous 3 years

Academic Year	No. of first year students intake in the year	No. of first year students admitted in the year	Academic Year	No. of students graduating in minimum stipulated time	No. of students placed	Median salary of placed graduates(Amount in Rs.)	No. of students selected for Higher Studies
2014-15	964	851	2016-17	337	0	0(Zero)	0
2015-16	964	826	2017-18	338	0	0(Zero)	0
2016-17	968	851	2018-19	387	0	0(Zero)	162

#### PG [2 Years Program(s)]: Placement & higher studies for previous 3 years

Academic Year	No. of first year students intake in the year	No. of first year students admitted in the year	Academic Year	No. of students graduating in minimum stipulated time	No. of students placed	Median salary of placed graduates(Amount in Rs.)	No. of students selected for Higher Studies
2015-16	462	176	2016-17	128	0	0(Zero)	0
2016-17	462	169	2017-18	116	0	0(Zero)	0
2017-18	462	205	2018-19	128	0	0(Zero)	0

#### Financial Resources: Utilised Amount for the Capital expenditure for previous 3 years

Academic Year	2018-19	2017-18	2016-17
	Utilised Amount	Utilised Amount	Utilised Amount
<b>Annual Capital Expenditure on Academic Activities and Resources (excluding expenditure on buildings)</b>			
Library	143038 (ONE LAKH FORTY THREE THOUSAND THIRTY EIGHT)	0 (ZERO)	0 (ZERO)
New Equipment for Laboratories	131091 (ONE LAKH THIRTY ONE THOUSAND NINETY ONE)	50380 (FIFTY THOUSAND THREE HUNDRED EIGHTY)	6423 (SIX THOUSAND FOUR HUNDRED TWENTY THREE)
Other expenditure on creation of Capital Assets (excluding expenditure on Land and Building)	0 (ZERO)	0 (ZERO)	0 (ZERO)

**Financial Resources: Utilised Amount for the Operational expenditure for previous 3 years**

Academic Year	2018-19	2017-18	2016-17
	Utilised Amount	Utilised Amount	Utilised Amount
<b>Annual Operational Expenditure</b>			
Salaries (Teaching and Non Teaching staff)	68616846 (SIX CRORE EIGHTYSIX LAKH SIXTEEN THOUSAND EIGHT HUNDRED FORTY SIX)	64144731 (SIX CRORE FORTY ONE LAKH FORTYFOUR THOUSAND SEVEN HINDRED THIRTY ONE)	64425752 (SIX CRORE FORTY FOUR LAKH TWENTY FIVE THOUSAND SEVEN HUNDRED FIFTY TWO )
Maintenance of Academic Infrastructure or consumables and other running expenditures(excluding maintenance of hostels and allied services,rent of the building, depreciation cost, etc)	212695 (TWO LAKH TWELVE THOUSAND SIX HUNDRED NINTY FIVE)	212695 (TWO LAKH TWELVE THOUSAND SIX HUNDRED NINTY FIVE)	150343 (ONE LAKH FIFTY THOUSAND THREE HUNDRED FORTY THREE)
Seminars/Conferences/Workshops	0 (ZERO)	0 (ZERO)	0 (ZERO)

**PCS Facilities: Facilities of physically challenged students**

1. Do your institution buildings have Lifts/Ramps?	Yes, more than 80% of the buildings
2. Do your institution have provision for walking aids, includingwheelchairs and transportation from one building to another for handicapped students?	No
3. Do your institution buildings have specially designed toilets for handicapped students?	Not available

**Awards Details**

1.How many faculty member of your institution have received highly reputed national/international awards/recognition from central government agencies in the previous academic year 2018-19	0
2.How many students of your institution have won international awards in the previous academic year 2018-19	0

**Accreditation**

**NAAC Accreditation**

1. Does your institute have a valid NAAC Accreditation?	YES	
<b>Valid from</b>	<b>Valid upto</b>	<b>CGPA</b>
16-09-2003	15-09-2008	82.85
05-09-2016	04-09-2021	2.54

**Village Adoption**

Have your institute adopted any village under Unnat Bharat Scheme?

NO

**Faculty Details**

Srno	Name	Age	Designation	Gender	Qualification	Experience (In Months)	Is Associated Last Year	Currently working with institution?	Joining Date	Leaving Date	Association type
1	PATHAN AMJADKHAN KARIM KHAN	35	Assistant Professor	Male	M.Sc.	97	Yes	Yes	27-07-2011	--	Regular

# National Institutional Ranking Framework

Ministry of Human Resource Development

Government of India

Welcome to Data Capturing System: OVERALL

## Submitted Institute Data for NIRF'2020'

Institute Name: Adarsha Edu. Society's Arts Commerce & Science College, Hingoli [IR-O-C-7625]

### Sanctioned (Approved) Intake

Academic Year	2018-19	2017-18	2016-17	2015-16	2014-15	2013-14
UG [3 Years Program(s)]	1044	968	968	-	-	-
PG [2 Year Program(s)]	454	462	-	-	-	-

### Total Actual Student Strength (Program(s) Offered by Your Institution)

(All programs of all years)	No. of Male Students	No. of Female Students	Total Students	Within State (Including male & female)	Outside State (Including male & female)	Outside Country (Including male & female)	Economically Backward (Including male & female)	Socially Challenged (SC+ST+OBC Including male & female)	No. of students receiving full tuition fee reimbursement from the State and Central Government	No. of students receiving full tuition fee reimbursement from Institution Funds	No. of students receiving full tuition fee reimbursement from the Private Bodies	No. of students who are not receiving full tuition fee reimbursement
UG [3 Years Program(s)]	821	728	1549	1549	0	0	315	970	0	0	0	1285
PG [2 Year Program(s)]	194	154	348	348	0	0	0	261	0	0	0	261

### Placement & Higher Studies

#### UG [3 Years Program(s)]: Placement & higher studies for previous 3 years

Academic Year	No. of first year students intake in the year	No. of first year students admitted in the year	Academic Year	No. of students admitted through Lateral entry	Academic Year	No. of students graduating in minimum stipulated time	No. of students placed	Median salary of placed graduates(Amount in Rs.)	No. of students selected for Higher Studies
2014-15	964	851	2015-16	0	2016-17	337	0	0(Zero)	0
2015-16	964	826	2016-17	0	2017-18	338	0	0(Zero)	0
2016-17	968	851	2017-18	0	2018-19	387	0	0(Zero)	162

#### PG [2 Years Program(s)]: Placement & higher studies for previous 3 years

Academic Year	No. of first year students intake in the year	No. of first year students admitted in the year	Academic Year	No. of students graduating in minimum stipulated time	No. of students placed	Median salary of placed graduates(Amount in Rs.)	No. of students selected for Higher Studies
2015-16	462	176	2016-17	128	0	0(Zero)	0
2016-17	462	169	2017-18	116	0	0(Zero)	0
2017-18	462	205	2018-19	128	0	0(Zero)	0

### Ph.D Student Details

**Ph.D (Student pursuing doctoral program till 2017-18; Students admitted in the academic year 2018-19 should not be entered here.)**

	Total Students		
Full Time	31		
Part Time	0		
No. of Ph.D students graduated (including Integrated Ph.D)			
	2018-19	2017-18	2016-17
Full Time	6	1	2
Part Time	0	0	0

**Financial Resources: Utilised Amount for the Capital expenditure for previous 3 years**

Academic Year	2018-19	2017-18	2016-17
	Utilised Amount	Utilised Amount	Utilised Amount
Annual Capital Expenditure on Academic Activities and Resources (excluding expenditure on buildings)			
Library	143038 (ONE LAKH FORTY THREE THOUSAND THIRTY EIGHT)	0 (ZERO)	0 (ZERO)
New Equipment for Laboratories	131091 (ONE LAKH THIRTYONE THOUSAND NINETY ONE)	50380 (FIFTYTHOUSAND THREE HUNDRED EIGHTY)	6423 (SIX THOUSAND TWENTY THREE)
Engineering Workshops	0 (ZERO)	0 (ZERO)	0 (ZERO)
Other expenditure on creation of Capital Assets (excluding expenditure on Land and Building)	0 (ZERO)	0 (ZERO)	0 (ZERO)

**Financial Resources: Utilised Amount for the Operational expenditure for previous 3 years**

Academic Year	2018-19	2017-18	2016-17
	Utilised Amount	Utilised Amount	Utilised Amount
Annual Operational Expenditure			
Salaries (Teaching and Non Teaching staff)	68616846 (SIX CRORE EIGHTYSIX LAKH SIXTEEN THOUSAND EIGHT HUNDRED FORTY SIX)	64144731 (SIX CRORE FORTYONE LAKH FORTYFOUR THOUSAND SEVEN HUNDRED THIRTY ONE)	64425725 (SIX CRORE FORTYFOUR LAKH TWENTYFIVE THOUSAND SEVENHUNDRED TWENTYFIVE)
Maintenance of Academic Infrastructure or consumables and other running expenditures(excluding maintenance of hostels and allied services,rent of the building, depreciation cost, etc)	212695 (ZERO)	212695 (ZERO)	150343 (ZERO)
Seminars/Conferences/Workshops	0 (ZERO)	0 (ZERO)	0 (ZERO)

**IPR**

Calendar year	2018	2017	2016
No. of Patents Published	0	0	0
No. of Patents Granted	0	0	0

**Sponsored Research Details**

Financial Year	2018-19	2017-18	2016-17
----------------	---------	---------	---------

Total no. of Sponsored Projects	0	0	0
Total no. of Funding Agencies	0	0	0
Total Amount Received (Amount in Rupees)	0	0	0
Amount Received in Words	Zero	Zero	Zero

### Consultancy Project Details

Financial Year	2018-19	2017-18	2016-17
Total no. of Consultancy Projects	0	0	0
Total no. of Client Organizations	0	0	0
Total Amount Received (Amount in Rupees)	0	0	0
Amount Received in Words	Zero	Zero	Zero

### Executive Development Program/Management Development Programs

Financial Year	2018-19	2017-18	2016-17
Total no. of Executive Development Programs/ Management Development Programs	0	0	0
Total no. of Participants	0	0	0
Total Annual Earnings (Amount in Rupees)(Excluding Lodging & Boarding Charges)	0	0	0
Total Annual Earnings in Words	Zero	Zero	Zero

### PCS Facilities: Facilities of physically challenged students

1. Do your institution buildings have Lifts/Ramps?	Yes, more than 80% of the buildings
2. Do your institution have provision for walking aids, including wheelchairs and transportation from one building to another for handicapped students?	No
3. Do your institution buildings have specially designed toilets for handicapped students?	Not available

### Awards Details

1. How many faculty member of your institution have received highly reputed national/international awards/recognition from central government agencies in the previous academic year 2018-19	0
2. How many students of your institution have won international awards in the previous academic year 2018-19	0

### Accreditation

#### NBA Accreditation

1. Does your institute have a valid NBA Accreditation?	NO
--	----

#### NAAC Accreditation

1. Does your institute have a valid NAAC Accreditation?	YES
---	-----

Valid from	Valid upto	CGPA
16-09-2003	15-11-2019	82.85
05-09-2016	04-09-2021	2.54

#### ICAR Accreditation

1. Does your institute have a valid ICAR Accreditation?	NO
---	----

#### Village Adoption

Have your institute adopted any village under Unnat Bharat Scheme?	NO
--	----

#### Faculty Details

Srno	Name	Age	Designation	Gender	Qualification	Experience (In Months)	Is Associated Last Year	Currently working with institution?	Joining Date	Leaving Date	Association type
1	PATHAN AMJADKHAN KARIM KHAN	35	Assistant Professor	Male	M.Sc.	97	Yes	Yes	27-07-2011	--	Regular



॥ सा विद्या या विमुक्तये ॥

## स्वामी रामानंद तीर्थ मराठवाडा विद्यापीठ, नांदेड

“ज्ञानतीर्थ” परिसर, विष्णुपुरी, नांदेड - ४३१६०६ (महाराष्ट्र)

**SWAMI RAMANAND TEERTH MARATHWADA UNIVERSITY NANDED**

“Dnyanteerth”, Vishnupuri, Nanded - 431606 Maharashtra State (INDIA)

Established on 17th September 1994 – Recognized by the UGC U/s 2(f) and 12(B), NAAC Re-accredited with ‘A’ Grade

### Certificate of Academic and Administrative Audit

I am directed to inform that:

The Academic Council of the University, on the recommendation of the duly constituted Committee for Academic and Administrative Audit as per the Maharashtra Public Universities Act, 2016, is pleased to declare that **Adarsh Education Society's Arts, Commerce & Science College, Hingoli** has been audited during the academic year 2019-20. The score obtained by the said college/institute is as given below:

Sr. No	Criteria	Maximum Score	Obtained Score	Percentage of score
01.	Governance and Policy Making	40	33	82.50
02.	Infrastructure and Student Amenities	240	195	81.25
03.	Management of Finance	40	29	72.50
04.	Administrative Criteria	60	38	63.33
05.	Academic Criteria	180	158	87.77
06.	Socio-Economic Criteria	20	07	35.00
	<b>Total</b>	<b>580</b>	<b>460</b>	<b>79.31</b>

The college has received overall Grade ‘A’ with 79.31%

This Certificate is valid up January 23, 2023

Place: Nanded

Date : January 24, 2020

  
Deputy Registrar  
(Affiliation Section)

NAAC  
Bommo  
1.4.22



9. Departmental Library (05)	YES								
10. Dept. Extension Activity (05)	Campus	Outside							
	YES <i>Bi. Doney</i>	NO <i>mol</i>							
11. Contribution of Faculty (15)	College	YES	<i>Admission, Time table, CE ECG.</i>			<i>MOU, Alumni,</i>		<i>Research.</i>	5
	University	BoS (Chairman/Member) ✓		CS/ACS/JCS/Squad	Supervision/Examiner/Moderator			5	
	COC Syllabus	YES		<del>YES</del>	YES	YES	YES	5	
12. Research Activities (35)	Supervisor (Ph. D.)	Ongoing -03	Submitted	Awarded-01				7	
	Project/MRP		Submitted ✓	2				3	
	Books		NO					3	
	Editorial Book	YES ✓						2	
	Chapter in Book	YES ✓						1	
	Research Papers	National	International-07 ✓					7	
	Membership of Professional Bodies			YES ✓				1	
	Conference Participation -YES ✓			Resource Person	Guest Lecture	E-content		2	
	Patent	YES ✓	02	YES	YES	<del>NO</del> YES		7	
Any other <i>Mr. Aron</i>	Subject Expert ✓		Chiarperson	Award			2		
13. ANY OTHER (03)	Refresher Course	YES							
	Short-Term Course	YES							

\* Figures in brackets indicates weightage of marks out of 100

Marks secured by the Department = *91*

Head of Department

*Dr. A. B. Gattam*

Academic Audit Committee

Dr. P. P. Joshi - Co-ordinator - *Joshi*

Dr. R. R. Pimpalalle - Member *Pimpalalle*

Dr. B. B. Lakshette - Member *Lakshette*

IQAC Cordinator

Dr. Sachin L. Patki *Sachin*

*V. Bomm*  
I/C Principal

ADARSH EDUCATION SOCIETY'S  
Art's Commerce & Science College  
Hingoli Dist. Hingoli  
Principal

Dr. Vilas Aghav


**ADARSH EDUCATION SOCIETY'S ARTS, COMMERCE & SCIENCE COLLEGE, HINGOLI-431513**

**Departmental Academic Audit**

**Academic Year 2022-2023**

Name of Department	Academic Audit Obtained Marks														
	Max Marks	5	5	5	10	2	2	3	5	5	5	15	35	3	100
Marathi	5	5	5	4	2	0	0	0	0	5	5	15	35	3	49
Hindi	5	5	5	7	2	2	0	0	0	5	15	23	35	3	72
English	5	5	5	3	2	2	0	0	5	5	10	28	35	3	73
Political Science	5	5	5	8	2	0	0	0	0	5	15	28	35	3	76
History	5	5	5	2	2	2	0	0	5	5	10	26	35	3	70
Sociology	5	5	5	6	2	0	0	0	0	5	15	19	35	0	62
Economics	5	5	5	1	2	0	0	0	5	0	10	26	35	0	59
Public Administration	5	5	0	2	2	0	0	0	0	5	15	20	35	0	54
Commerce	5	5	5	7	2	2	0	5	5	5	15	32	35	3	91
Botany	5	5	5	4	2	2	0	0	5	0	15	23	35	3	69
Dairy Science	5	5	0	2	2	2	0	0	5	5	15	10	35	3	54
Mathematics	5	5	5	3	2	2	0	5	0	0	10	28	35	3	68
Computer Science	5	5	5	7	2	2	3	5	5	5	10	17	35	3	74
Physics	5	5	5	1	1	2	0	5	0	0	15	7	35	3	49
Zoology	5	5	5	5	2	2	0	0	0	5	15	30	35	0	74
Chemistry	5	5	5	4	2	2	0	0	5	0	10	16	35	0	54
Electronics	5	5	5	3	2	2	0	5	0	0	15	10	35	0	52
Sports	5	5	5	6	0	2	3	5	5	5	15	23	35	3	82

**Academic Audit Committee**

Dr. P. P. Joshi - Co-ordinator - 

Dr. R. R. Pimpalpal - Member - 

Dr. B. B. Lakshette - Member - 

  
IQAC Cordinator

Dr. Sachin L. Patki

  
Principal

Dr. Vilas Aghav

**I/C PRINCIPAL**

ADARSH EDUCATION SOCIETY'S  
Art's Commerce & Science College  
HINGOLI Dist. Hingoli

**Departmental Academic Audit Report**


**Academic Year 2022-2023**


Name of Department	Academic Audit Obtained Marks	
Max Marks	STRENGTHS	SUGGESTIONS
<b>Marathi</b>	MOU	USE OF ICT REQUIRED, COLLEGE COTRIBUTION SHOULD BE INCREASED
<b>Hindi</b>	DEPARTMENTAL ACTIVITY	USE OF ICT REQUIRED, DEPARTMENTAL LIBRARY SHOULD BE IMPLIMENTED
<b>English</b>	EXTENSION ACTIVITY, RESEARCH ACTIVITIES	USE OF ICT REQUIRED, DEPARTMENTAL LIBRARY SHOULD BE IMPLIMENTED
<b>Political Science</b>	DEPARTMENTAL ACTIVITY, RESEARCH ACTIVITIES	EVIDANCES OF DEPARTMENTAL ACTIVITIES SHOULD BE FILED, USE OF ICT REQUIRED
<b>History</b>	RESEARCH ACTIVITIES	USE OF ICT REQUIRED
<b>Sociology</b>	EXTENSION ACTIVITY	EVIDANCES OF COLLEGE COMMITTEES SHOULD BE FILED, RESEARCH, USE OF ICT REQUIRED
<b>Economics</b>	RESEARCH ACTIVITIES	DEPARTMENTAL & EXTENSION ACTIVITIES SHOULD BE INCREASED, USE OF ICT REQUIRED
<b>Public Administration</b>		DEPARTMENTAL & EXTENSION ACTIVITIES SHOULD BE INCREASED, USE OF ICT REQUIRED
<b>Commerce</b>	PLACEMENT, MOU AND PATENT	RECORD OF ICT AND DEPARTMENTAL LIBRARY SHOULD BE UPDATED
<b>Botany</b>		DEPARTMENTAL & EXTENSION ACTIVITIES SHOULD BE INCREASED, USE OF ICT REQUIRED
<b>Dairy Science</b>		DEPARTMENTAL & EXTENSION ACTIVITIES SHOULD BE INCREASED, USE OF ICT REQUIRED

<b>Mathematics</b>	RESEARCH ACTIVITIES	DEPARTMENTAL ACTIVITIES SHOULD BE INCREASED, USE OF ICT REQUIRED
<b>Computer Science</b>	PLACEMENT, USE OF ICT, UTILIZATION OF BUDGET	RECORD OF REMEDIAL CLASSES, SEMINAR SHOULD BE UPDATED
<b>Physics</b>		DEPARTMENTAL ACTIVITIES, RESEARCH SHOULD BE INCREASED, USE OF ICT REQUIRED
<b>Zoology</b>	MOU, RESEARCH CENTRE & RESEARCH ACTIVITIES	USE OF ICT RECORD, EVIDANCES OF DEPARTMENTAL & RESEARCH ACTIVITIES MUST BE FILED
<b>Chemistry</b>		USE OF ICT REQUIRED, EVIDANCES OF DEPARTMENTAL & RESEARCH ACTIVITIES NEEDED
<b>Electronics</b>	UPDATED RECORD OF ICT	DEPARTMENTAL & EXTENSION ACTIVITIES SHOULD BE INCREASED
<b>Sports</b>	SPORTS AMINITIES	SPORT FACILITIES AVAILIABLE BUT SPORTS EQUIPMENTS SHOULD BE REQUIRED

- \* MOST OF DEPARTMENT REQUIRED BUDGET FOR PURCHASE OF EQUIPMENTS
- \* MOST OF DEPARTMENT ARE LACK IN ICT FACILITIES FOR TEACHING AND LEARNING PROCESS
- \* COMMITTEE HAS NOT SEEN ANY ACTIVITY OF EXTENSION IN OUTSIDE CAMPUS

**Academic Audit Committee**


Dr. P. P. Joshi - Co-ordinator - 

Dr. R. R. Pimpalalle - Member - 

Dr. B. B. Lakshette - Member - 

  
IQAC Cordinator

Dr. Sachin L. Patki

  
Principal

Dr. Vilas Aghav

V/C PRINCIPAL

ADARSH EDUCATION SOCIETY'S  
Art's Commerce & Science College  
HINGOLI Dist. Hingoli



# ARTS, COMMERCE & SCIENCE COLLEGE, HINGOLI

Akola Road, Hingoli Dist. Hingoli - 431513 (Maharashtra)  
(Affiliated to Swami Ramanand Teerth Marathwada University, Nanded)

**Accredited By NAAC (B')**

**Shri. Kamalkishorji Kabra**  
President

**Shri. Ramchandraji Kayal**  
Secretary

**Dr. Vilas Aghav**  
I/c. Principal

Principal: Office : (Mob.) 9922228656, E-Mail : adarshcollege208@gmail.com, Websited : adarshcollege208.ac.in

Ref.No. AES/2023-24/1111

Date :-04/7/2023

## Certificate of Departmental Academic Audit

I am directed to inform that, on the recommendation of the duly constituted Committee for Departmental Academic Audit is pleased to declare that **Department of Commerce**, Adarsh Education Society's Arts, Commerce and Science College, Hingoli has been audited through Internal Committee of the College during the academic year 2022-2023. The Score obtained by the said department is as given below -


Sr. No.	Criteria	Maximum Score	Obtained Score	Percentage of Score
1	Research Activities	35	32	91.42
2	Departmental Activities	20	17	85.00
3	Student's Criteria	15	15	100
4	Academic Criteria	15	15	100
5	General Activities	15	12	80.00
	<b>TOTAL</b>	<b>100</b>	<b>91</b>	<b>91.00</b>

The **Department of Commerce** has received overall "A+" Grade with **91.00% Score**.

The Certificate is valid only for **Academic Year 2022-2023**.

Place: **Hingoli**

Date: **26/06/2023**

  
**IQAC Co-ordinator**  
Co-ordinator  
**IQAC**

Adarsh Education Society's  
Art's Commerce & Science College  
HINGOLI (M.S.) - 431 513

  
**Principal**

**I/C PRINCIPAL**  
ADARSH EDUCATION SOCIETY'S  
Art's Commerce & Science College  
HINGOLI Dist. Hingoli



# ARTS, COMMERCE & SCIENCE COLLEGE, HINGOLI

Akola Road, Hingoli Dist. Hingoli - 431513 (Maharashtra)  
(Affiliated to Swami Ramanand Teerth Marathwada University, Nanded)

**Accredited By NAAC (B<sup>+</sup>)**

**Shri. Kamalkishorji Kabra**  
President

**Shri. Ramchandraji Kayal**  
Secretary

**Dr. Vilas Aghav**  
I/c. Principal

Principal: Office : (Mob.) 9922228656, E-Mail : adarshcollege208@gmail.com, Websited : adarshcollege208.ac.in

Ref.No. AES/2023-24/427

Date :- 04/7/2023

## Certificate of Departmental Academic Audit

I am directed to inform that, on the recommendation of the duly constituted Committee for Departmental Academic Audit is pleased to declare that **Department of English**, Adarsh Education Society's Arts, Commerce and Science College, Hingoli has been audited through Internal Committee of the College during the academic year 2022-2023. The Score obtained by the said department is as given below -

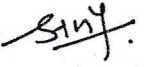
Sr. No.	Criteria	Maximum Score	Obtained Score	Percentage of Score
1	Research Activities	35	28	80.00
2	Departmental Activities	20	13	65.00
3	Student's Criteria	15	15	100
4	Academic Criteria	15	10	66.66
5	General Activities	15	7	46.66
	<b>TOTAL</b>	<b>100</b>	<b>73</b>	<b>73.00</b>

The **Department of English** has received overall "A" Grade with **73.00% Score**.

The Certificate is valid only for **Academic Year 2022-2023**.

Place: **Hingoli**

Date: **26/06/2023**

  
**IQAC Coordinator**  
Co-ordinator  
IQAC

Adarsh Education Society's  
Art's Commerce & Science College  
HINGOLI (M.S.) - 431 513

  
**Principal**

**I/C PRINCIPAL**  
ADARSH EDUCATION SOCIETY'S  
Art's Commerce & Science College  
HINGOLI Dist. Hingoli



# ARTS, COMMERCE & SCIENCE COLLEGE, HINGOLI

Akola Road, Hingoli Dist. Hingoli - 431513 (Maharashtra)  
(Affiliated to Swami Ramanand Teerth Marathwada University, Nanded)

Accredited By NAAC (B<sup>+</sup>)

**Shri. Kamalkishorji Kabra**  
President

**Shri. Ramchandrajji Kayal**  
Secretary

**Dr. Vilas Aghav**  
I/c. Principal

Principal: Office : (Mob.) 9922228656, E-Mail : adarshcollege208@gmail.com, Websited : adarshcollege208.ac.in

Ref.No. AES/2023-24/428

Date :- 04/7/2023

## Certificate of Departmental Academic Audit

I am directed to inform that, on the recommendation of the duly constituted Committee for Departmental Academic Audit is pleased to declare that **Department of Political Science**, Adarsh Education Society's Arts, Commerce and Science College, Hingoli has been audited through Internal Committee of the College during the academic year 2022-2023. The Score obtained by the said department is as given below -


Sr. No.	Criteria	Maximum Score	Obtained Score	Percentage of Score
1	Research Activities	35	28	80.00
2	Departmental Activities	20	13	65.00
3	Student's Criteria	15	15	100
4	Academic Criteria	15	15	100
5	General Activities	15	5	33.33
	<b>TOTAL</b>	<b>100</b>	<b>76</b>	<b>76.00</b>

The **Department of Political Science** has received overall "A" Grade with **76.00% Score**.

The Certificate is valid only for **Academic Year 2022-2023**.

Place: **Hingoli**

Date: **26/06/2023**

  
**IQAC Co-ordinator**  
Co-ordinator  
**IQAC**

Adarsh Education Society's  
Art's Commerce & Science College  
HINGOLI (M.S.) - 431 513

  
**Principal**

**I/C PRINCIPAL**  
ADARSH EDUCATION SOCIETY'S  
Art's Commerce & Science College  
HINGOLI Dist. Hingoli